

Atmospheric nitrogen deposition in a subtropical hydroelectric reservoir (Nam Theun II case study, Lao PDR)

↪ First assessment of nitrogen deposition budget **following the impoundment** of a subtropical hydroelectric reservoir (Nam Theun II, Lao PDR)

M. Adon^{1,2}, C. Galy-Lacaux¹, D. Serça^{1*}, P. Guedant³, A. Vonghamsao³, W. Rode³, Y. Meyerfeld¹, F. Guerin⁴

¹Laboratoire d'Aérodologie, University of Toulouse, France

²Laboratoire de Physique de l'Atmosphère, Abidjan, Côte d'Ivoire,

³Nam Theun 2 Power Company (NTPC), Water Quality and Biodiversity Dept., Gnommalath, Lao PDR,

⁴Geosciences Environnement Toulouse, Toulouse, France.

*Contact: dominique.serca@aero.obs-mip.fr

Poster #73

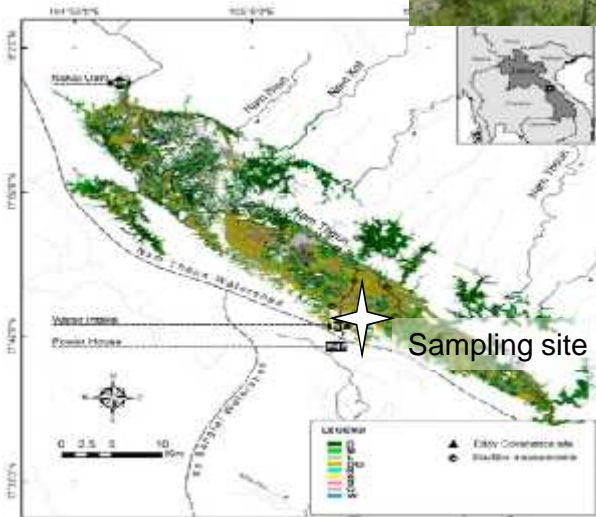


Objectives

- Estimation of both the dry and wet nitrogen atmospheric deposition budget following the NT2 reservoir impoundment (two-year monitoring)
- Assess nitrogen (and carbon) budgets, greenhouse gas emissions (CO_2 , CH_4 & N_2O) and net GHG footprint of NT2R (beyond the scope of this presentation).

Study site

Nam Theun 2 reservoir



NT2R (17°59' 49 "N, 104° 57' 08"E, Lao PDR), **490km²** @ full water level operation, impounded in **2008**, subtropical climate (wet season: May to October)

Methodology

Wet and Dry deposition fluxes



Water chemistry

Wet-only automated sampler



Gas conc.

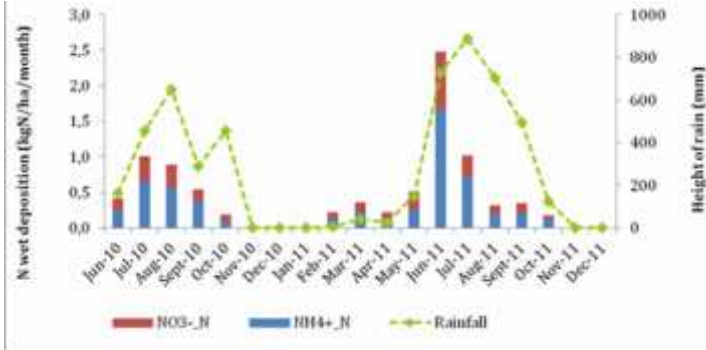
Passive samplers

+

Zhang et al 2010 inferential model to assess deposition velocity V_d and (bi-directional) dry deposition fluxes

Some results...

Wet deposition

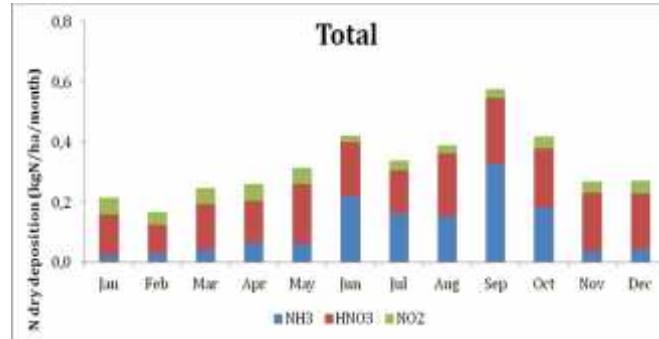


NH₄⁺: 3.13 kgN/ha/yr (62%)

NO₃⁻: 1.88 kgN/ha/yr

Total: 5.01 kgN/ha/yr

Dry deposition: from pre to post impoundment

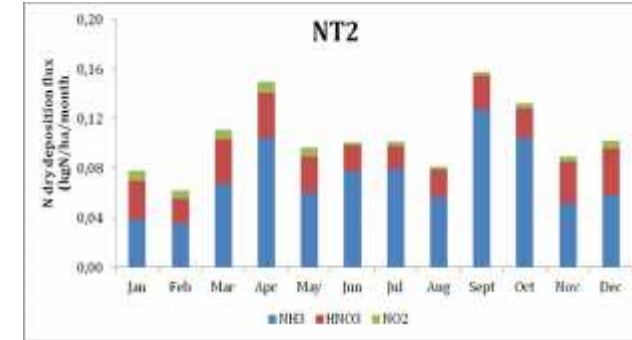


NH₃: 1.34 kgN/ha/yr

HNO₃: 2.05 kgN/ha/yr (53%)

NO₂: 0.49 kgN/ha/yr

Total: 3.88 kgN/ha/yr



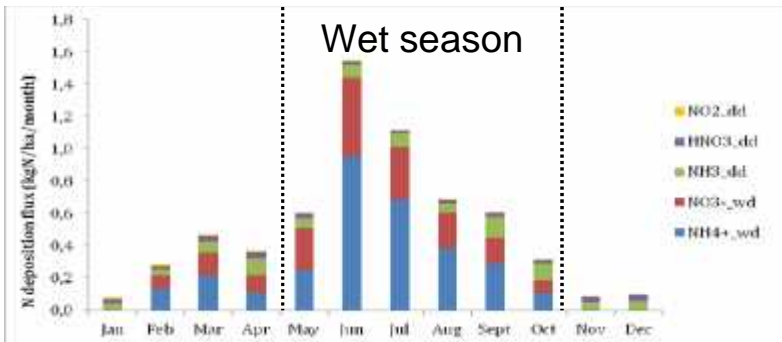
NH₃: 0.86 kgN/ha/yr (68%)

HNO₃: 0.34 kgN/ha/yr

NO₂: 0.06 kgN/ha/yr

Total: 1.26 kgN/ha/yr

Total deposition (after impoundment)



- Wet season

⇒ **78%** of total deposition after impoundment (**75%** before)

- Wet deposition

⇒ **80%** of total deposition after impoundment (**56%** before)

- Total deposition

⇒ **30%** decrease from 8.89 to 6.27 kgN/ha/yr; impacts on N₂O?